

# Inductive sensor

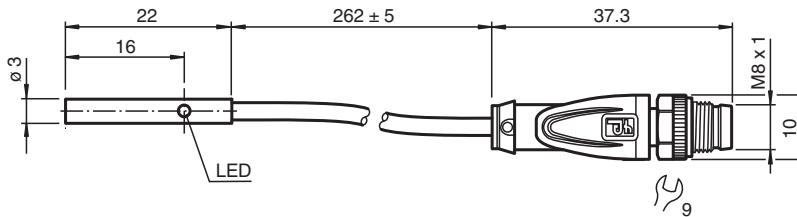
## NBB1-3M22-E0-0,3M-V3



- 1 mm flush
- Miniature design
- Cable with M8 plug



### Dimensions



### Technical Data

General specifications		
Switching function		Normally open (NO)
Output type		NPN
Rated operating distance	$s_n$	1 mm
Installation		flush
Output polarity		DC
Assured operating distance	$s_a$	0 ... 0.81 mm
Reduction factor $r_{Al}$		0.4
Reduction factor $r_{Cu}$		0.29
Reduction factor $r_{304}$		0.76
Reduction factor $r_{Brass}$		0.46
Output type		3-wire
Nominal ratings		
Operating voltage	$U_B$	10 ... 30 V
Switching frequency	$f$	0 ... 700 Hz
Hysteresis	$H$	typ. 5%
Reverse polarity protection		reverse polarity protected

Release date: 2023-06-13 Date of issue: 2023-06-13 Filename: 224127\_eng.pdf

Refer to "General Notes Relating to Pepperl+Fuchs Product Information".

Pepperl+Fuchs Group  
www.pepperl-fuchs.com

USA: +1 330 486 0001  
fa-info@us.pepperl-fuchs.com

Germany: +49 621 776 1111  
fa-info@de.pepperl-fuchs.com

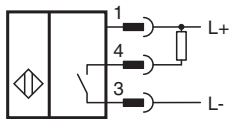
Singapore: +65 6779 9091  
fa-info@sg.pepperl-fuchs.com

 PEPPERL+FUCHS

## Technical Data

Short-circuit protection		pulsing
Voltage drop	$U_d$	$\leq 3 \text{ V}$
Operating current	$I_L$	0 ... 100 mA
Off-state current	$I_r$	0 ... 0.1 mA typ. at 25 °C
No-load supply current	$I_0$	$\leq 10 \text{ mA}$
Switching state indicator		LED, yellow
<b>Compliance with standards and directives</b>		
Standard conformity		
Standards		EN 60947-5-2:2007 IEC 60947-5-2:2007
<b>Approvals and certificates</b>		
UL approval		cULus Listed, General Purpose
CSA approval		cCSAus Listed, General Purpose
CCC approval		CCC approval / marking not required for products rated $\leq 36 \text{ V}$
<b>Ambient conditions</b>		
Ambient temperature		-25 ... 70 °C (-13 ... 158 °F)
<b>Mechanical specifications</b>		
Connection type		Cable connector M8 x 1 , 3-pin with PVC cable 300 mm
Core cross section		0.055 mm <sup>2</sup>
Housing material		Stainless steel 1.4305 / AISI 303
Sensing face		PC
Degree of protection		IP67

## Connection



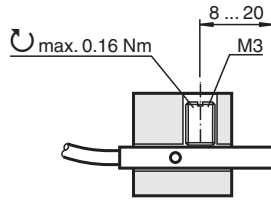
## Connection Assignment







Wire colors in accordance with EN 60947-5-2

1	BN	(brown)
3	BU	(blue)
4	BK	(black)

## Mounting



## Accessories

	<b>V3-WM-2M-PUR</b>	Female cordset single-ended M8 angled A-coded, 3-pin, PUR cable grey
	<b>V3-GM-2M-PUR</b>	Female cordset single-ended M8 straight A-coded, 3-pin, PUR cable grey
	<b>MH V3-SCREWDRIVER</b>	Torque screwdriver (0.4 Nm)
	<b>MH V3-BIT M8</b>	plug-in cap for M8